

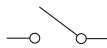


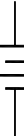



APC Smart-UPS On-line Li-Ion

Sheet No.	Component/Detail	Description
1	Drawing Guide	APC Smart-UPS On-Line SRTL2200RM4UXLI-NC Drawing Guide
2	Solution General Arrangement Rack Mount	APC Smart-UPS On-Line SRTL2200RM4UXLI-NC Solution General Arrangement Rack Mount
3	Solution General Arrangement Tower Mount	APC Smart-UPS On-Line SRTL2200RM4UXLI-NC Solution General Arrangement Tower Mount
4	UPS-General Arrangement	APC Smart-UPS On-Line SRTL2200RM4UXLI-NC UPS-General Arrangement
5	XBP-General Arrangement	APC Smart-UPS On-Line SRTL2200RM4UXLI-NC XBP-General Arrangement
6	System One Line Diagram	APC Smart-UPS On-Line SRTL2200RM4UXLI-NC System One Line Diagram

LEGEND			
SYMBOL	DESCRIPTION	SYMBOL	DESCRIPTION
	CIRCUIT BREAKER		AC-DC CONVERTER
	RELAY		DC-AC CONVERTER (INVERTER)
	TERMINATOR		BATTERY
	DC-DC CONVERTER		

THIS DRAWING AND SPECIFICATIONS HEREIN ARE THE PROPERTY OF SCHNEIDER ELECTRIC AND SHALL NOT BE COPIED, REPRODUCED OR USED IN WHOLE OR IN PART, AS THE BASIS FOR THE MANUFACTURE OR SALE OF ITEMS WITHOUT WRITTEN PERMISSION FROM SCHNEIDER ELECTRIC. THIS DRAWING IS BASED UPON LATEST AVAILABLE INFORMATION AND IS SUBJECT TO CHANGE WITHOUT NOTICE.

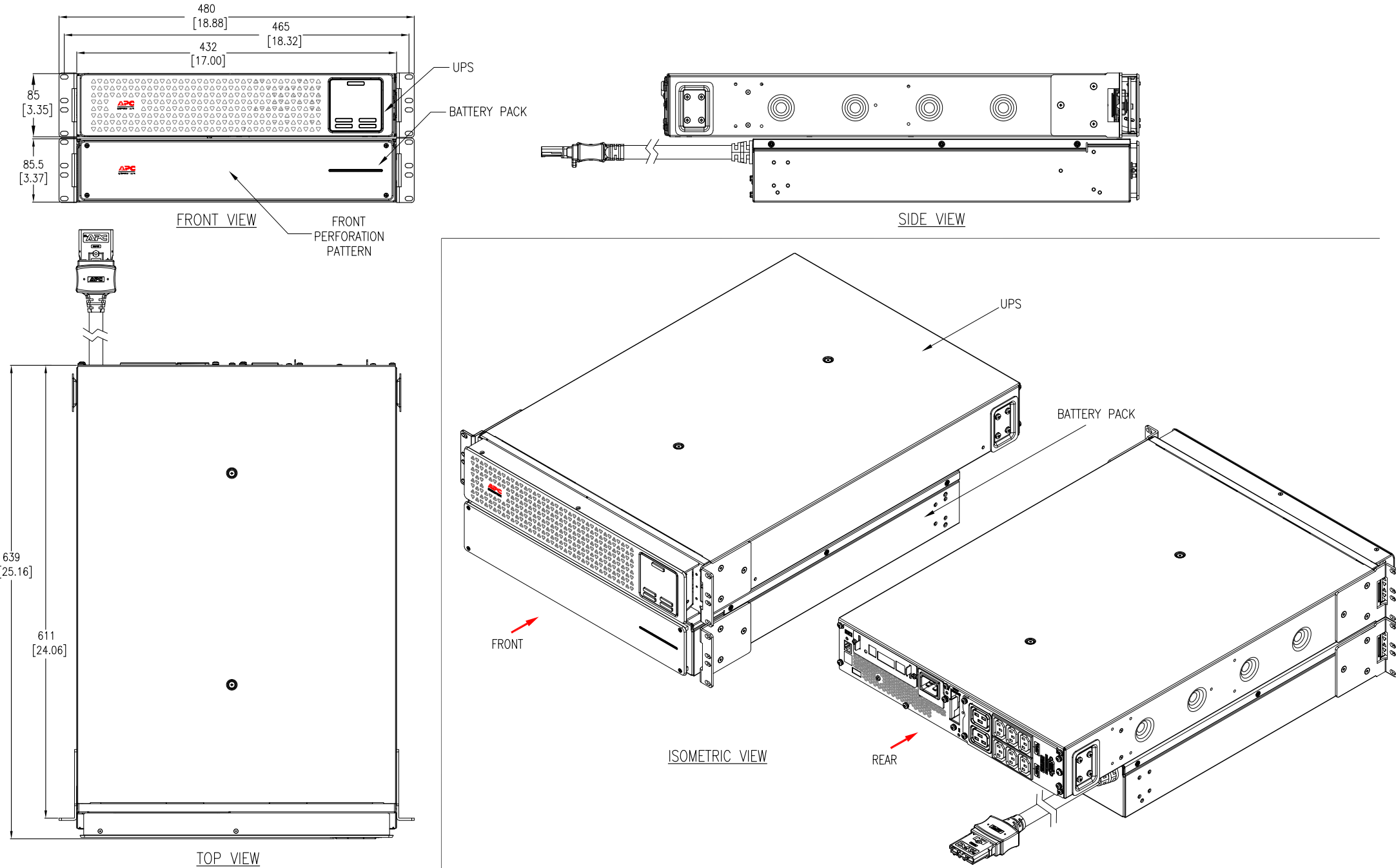


TITLE: APC Smart-UPS On-Line With Network Card (SRTL2200UXLI-NC) + XBP48RM2U-LI, Li-Ion, 2200VA
INPUT: 1PH, 220-240VAC (L+N+G), 40-70Hz
OUTPUT: 1PH, 220/230/240VAC, (6)IEC320 C13, (2)IEC320 C19
DRAWING GUIDE
PROJECT: SUBMITTAL DRAWING SHEET 1 OF 6

DWG NO: SRTL2200RM4UXLI-NC
DRAWN: DIBYARANJAN
ENGINEER: MOHAN
APPROVED: M LIPARE

REV. 0
ANGLE PROJECTION N.A

RACK INSTALLATION: SKU# SRTL2200RM4UXLI-NC (SRT2200UXI-NCLI+XBP48RM2U-LI



NOTES:
1. INSTALLATION SHALL COMPLY WITH ALL APPLICABLE NATIONAL AND LOCAL ELECTRICAL REGULATIONS.
2. REFER TO PRODUCT MANUALS FOR ADDITIONAL DETAILS PRIOR TO INSTALLATION AND SITE PREPARATION WORK.
3. ALL DIMENSIONS ARE IN MILLIMETERS [INCHES], UNLESS OTHERWISE SPECIFIED. DIMENSIONS EXCLUDE SCREWS AND PROTRUDING PARTS.

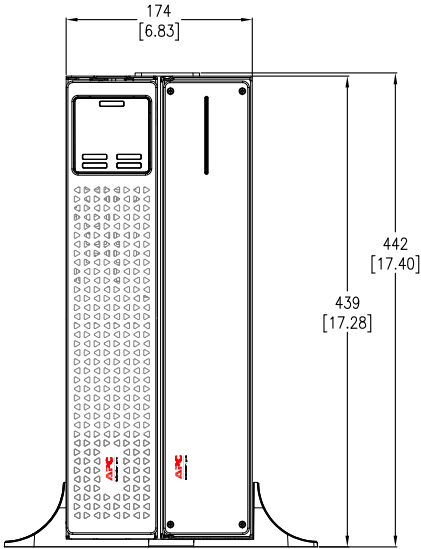
THIS DRAWING AND SPECIFICATIONS HEREIN ARE THE PROPERTY OF SCHNEIDER ELECTRIC AND SHALL NOT BE COPIED, REPRODUCED OR USED IN WHOLE OR IN PART, AS THE BASIS FOR THE MANUFACTURE OR SALE OF ITEMS WITHOUT WRITTEN PERMISSION FROM SCHNEIDER ELECTRIC. THIS DRAWING IS BASED UPON LATEST AVAILABLE INFORMATION AND IS SUBJECT TO CHANGE WITHOUT NOTICE.



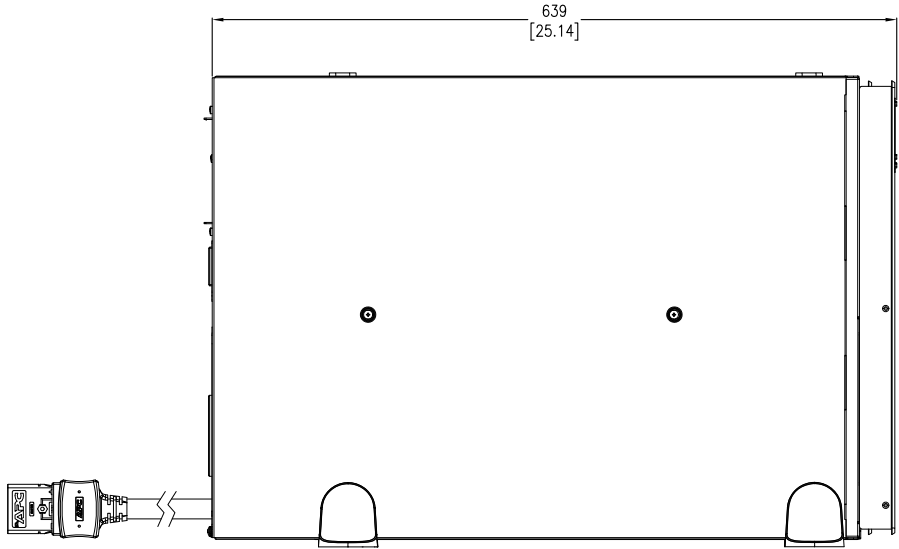
TITLE: APC Smart-UPS On-Line With Network Card (SRT2200UXI-NCLI+XBP48RM2U-LI), Li-Ion, 2200VA INPUT: 1PH, 220-240VAC (L+N+G), 40-70Hz OUTPUT: 1PH, 220/230/240VAC, (6)IEC320 C13, (2)IEC320 C19 SOLUTION GENERAL ARRANGEMENT (UPS+BATTERY PACK)

DWG NO:	SRTL2200RM4UXLI-NC	REV:	0
DRAWN:	DIBYARANJAN	17-JUN-22	FIRST ANGLE PROJECTION
ENGINEER:	MOHAN	23-JUN-22	
APPROVED:	M LIPARE	23-JUN-22	

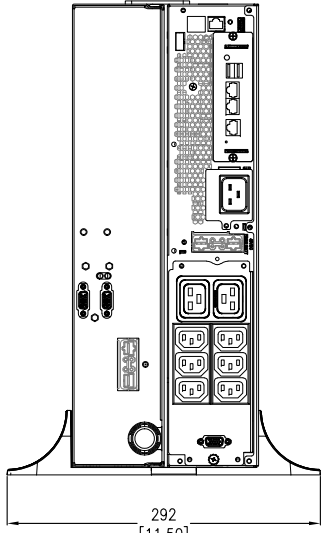
TOWER INSTALLATION: SKU# SRTL2200RM4UXLI-NC (SRT2200UXI-NC LI+XBP48RM2U-LI



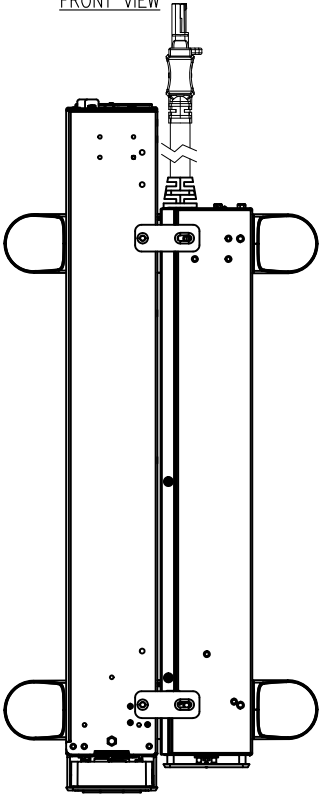
FRONT VIEW



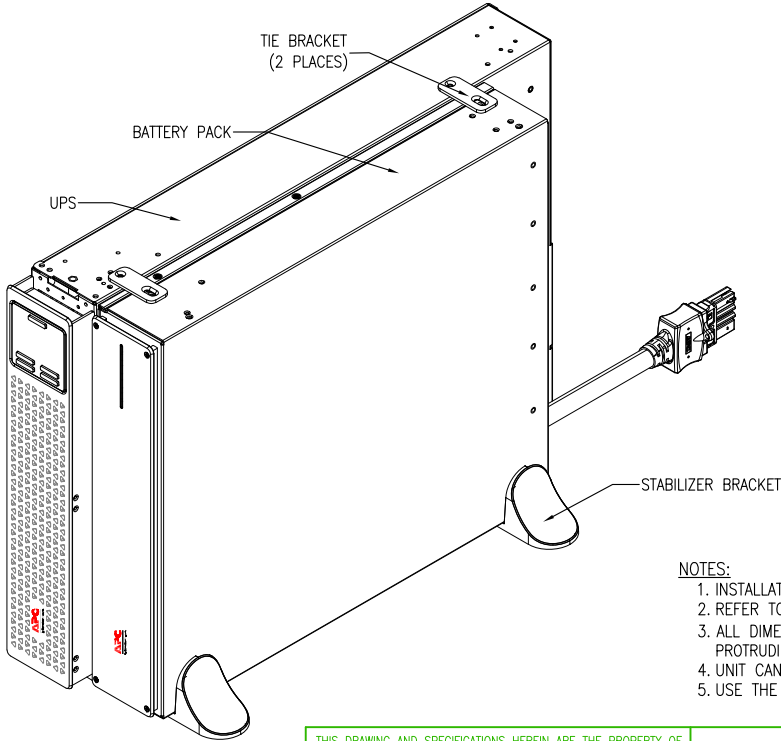
SIDE VIEW



REAR VIEW



TOP VIEW



ISOMETRIC VIEW

- NOTES:
1. INSTALLATION SHALL COMPLY WITH ALL APPLICABLE NATIONAL AND LOCAL ELECTRICAL REGULATIONS.
 2. REFER TO PRODUCT MANUALS FOR ADDITIONAL DETAILS PRIOR TO INSTALLATION AND SITE PREPARATION WORK.
 3. ALL DIMENSIONS ARE IN MILLIMETERS [INCHES], UNLESS OTHERWISE SPECIFIED. DIMENSIONS EXCLUDE SCREWS AND PROTRUDING PARTS.
 4. UNIT CAN BE TOWER INSTALLED IF REQUIRED. TOWER INSTALLATION IS LIMITED TO 1 BATTERY PACK.
 5. USE THE PROVIDED STABILIZER BRACKETS, TIE BRACKETS AND THE FLAT HEAD SCREWS FOR TOWER INSTALLATION.

THIS DRAWING AND SPECIFICATIONS HEREIN ARE THE PROPERTY OF SCHNEIDER ELECTRIC AND SHALL NOT BE COPIED, REPRODUCED OR USED IN WHOLE OR IN PART, AS THE BASIS FOR THE MANUFACTURE OR SALE OF ITEMS WITHOUT WRITTEN PERMISSION FROM SCHNEIDER ELECTRIC. THIS DRAWING IS BASED UPON LATEST AVAILABLE INFORMATION AND IS SUBJECT TO CHANGE WITHOUT NOTICE.

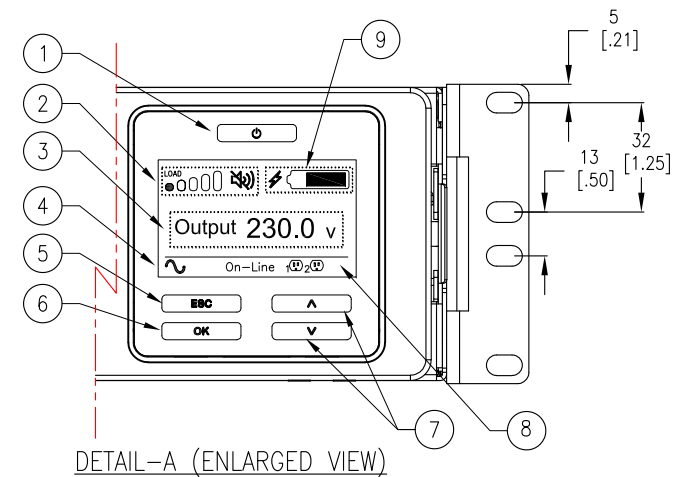
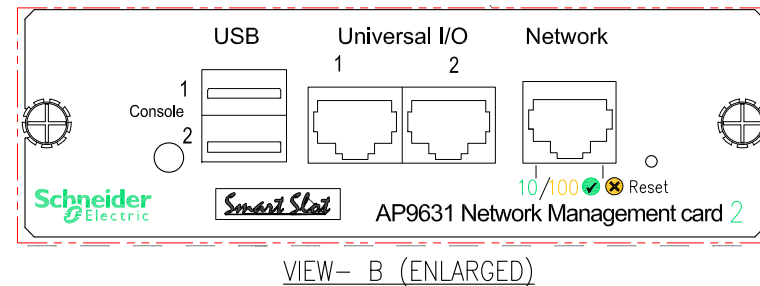
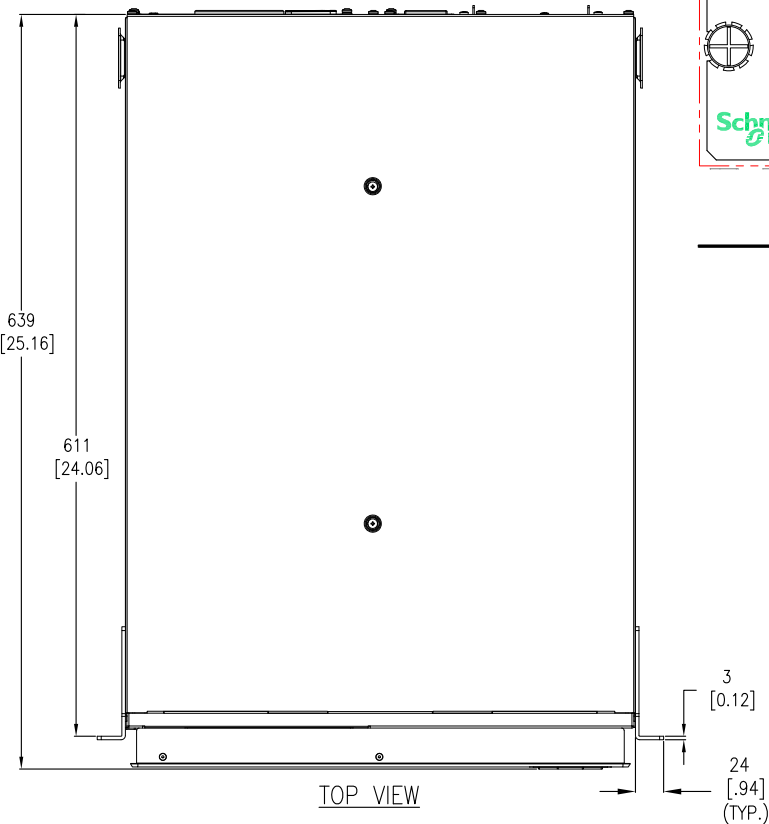
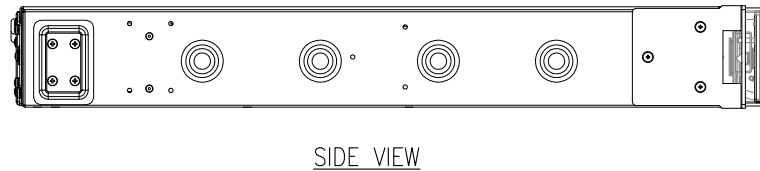
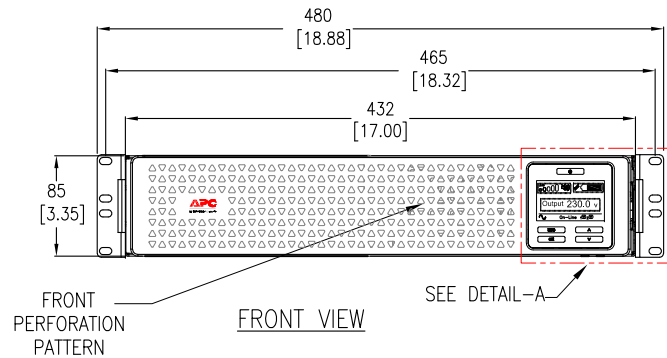
Schneider
Electric

TITLE: APC Smart-UPS On-Line With Network Card
(SRT2200UXI-NC LI+XBP48RM2U-LI), Li-Ion, 2200VA
INPUT: 1PH, 220-240VAC (L+N+G), 40-70Hz
OUTPUT: 1PH, 220/230/240VAC, (6)IEC320 C13, (2)IEC320 C19
SOLUTION GENERAL ARRANGEMENT-TOWER INSTALLATION

DWG NO: SRTL2200RM4UXLI-NC
DRAWN: DIBYARANJAN
ENGINEER: MOHAN
APPROVED: M LIPARE

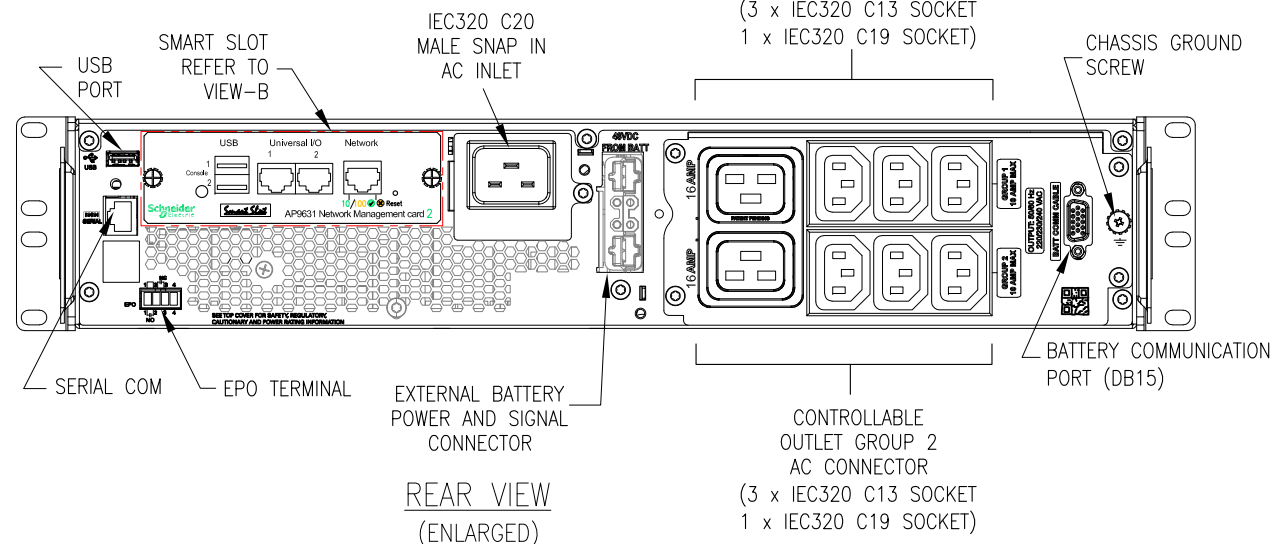
REV. 0
17-JUN-22
23-JUN-22
23-JUN-22
FIRST
ANGLE
PROJECTION

RACK INSTALLATION(UPS)



DISPLAY INTERFACE:

1. POWER "ON/OFF" BUTTON.
2. LOAD ICON, DISABLE/MUTE AUDIBLE ALARM ICON.
3. UPS STATUS INFORMATION.
4. OPERATION MODE ICONS.
5. "ESCAPE" BUTTON.
6. "OK" BUTTON.
7. "UP/DOWN" BUTTONS.
8. CONTROLLABLE OUTLET GROUP STATUS ICONS.
9. BATTERY STATUS ICONS.



NOTES:

1. INSTALLATION SHALL COMPLY WITH ALL APPLICABLE NATIONAL AND LOCAL ELECTRICAL REGULATIONS.
2. REFER TO PRODUCT MANUALS FOR ADDITIONAL DETAILS PRIOR TO INSTALLATION AND SITE PREPARATION WORK.
3. ALL DIMENSIONS ARE IN MILLIMETERS [INCHES], UNLESS OTHERWISE SPECIFIED. DIMENSIONS EXCLUDE SCREWS AND PROTRUDING PARTS.
4. CABLE ENTRY IS REAR SIDE OF UNIT.
5. WEIGHT OF UNIT IS 17.5kg [38.5] lb.

THIS DRAWING AND SPECIFICATIONS HEREIN ARE THE PROPERTY OF SCHNEIDER ELECTRIC AND SHALL NOT BE COPIED, REPRODUCED OR USED IN WHOLE OR IN PART, AS THE BASIS FOR THE MANUFACTURE OR SALE OF ITEMS WITHOUT WRITTEN PERMISSION FROM SCHNEIDER ELECTRIC. THIS DRAWING IS BASED UPON LATEST AVAILABLE INFORMATION AND IS SUBJECT TO CHANGE WITHOUT NOTICE.

Schneider Electric

TITLE: APC Smart-UPS On-Line With Network Card (SRT2200UXI-NCU+YBP48RM2U-L), Li-Ion, 2200VA INPUT: 1PH, 220-240VAC (L+N+G), 40-70Hz OUTPUT: 1PH, 220/230/240VAC, (6)IEC320 C13, (2)IEC320 C19 UPS GENERAL ARRANGEMENT

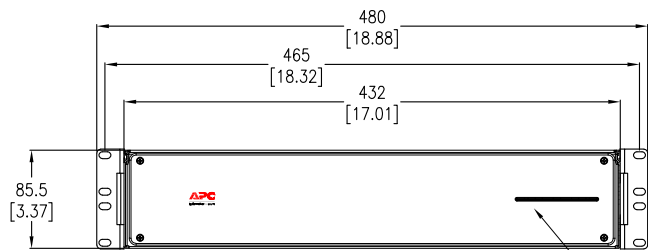
PROJECT: SUBMITTAL DRAWING SHEET 4 OF 6

DWG NO: SRTL2200RM4UXLI-NC

DRAWN: DIBYARANJAN 17-JUN-22
ENGINEER: MOHAN 23-JUN-22
APPROVED: M LIPARE 23-JUN-22

REV. 0
FIRST ANGLE PROJECTION

SKU #: XBP48RM2U-LI (BATTERY PACK)

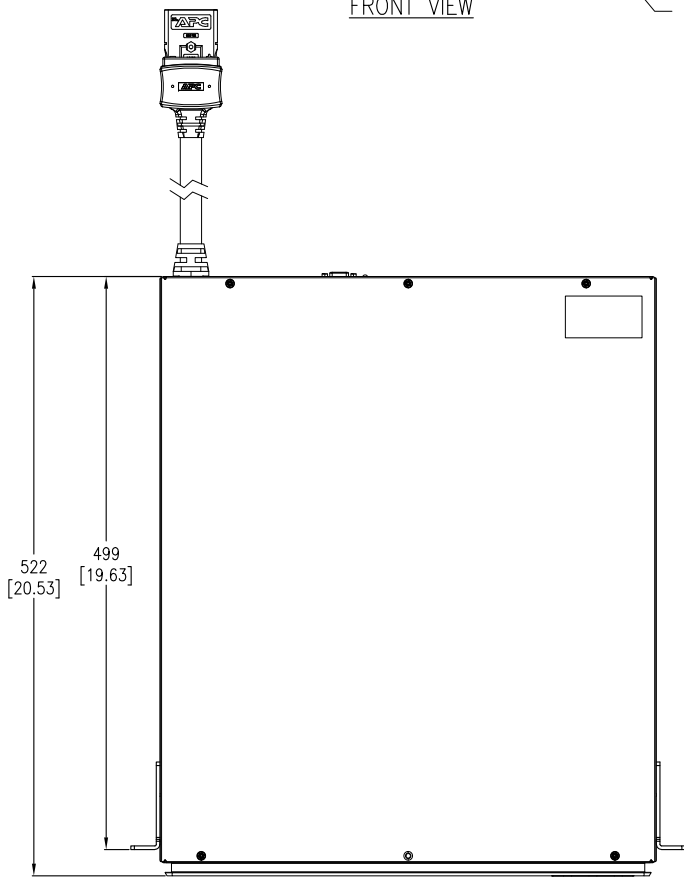


FRONT VIEW

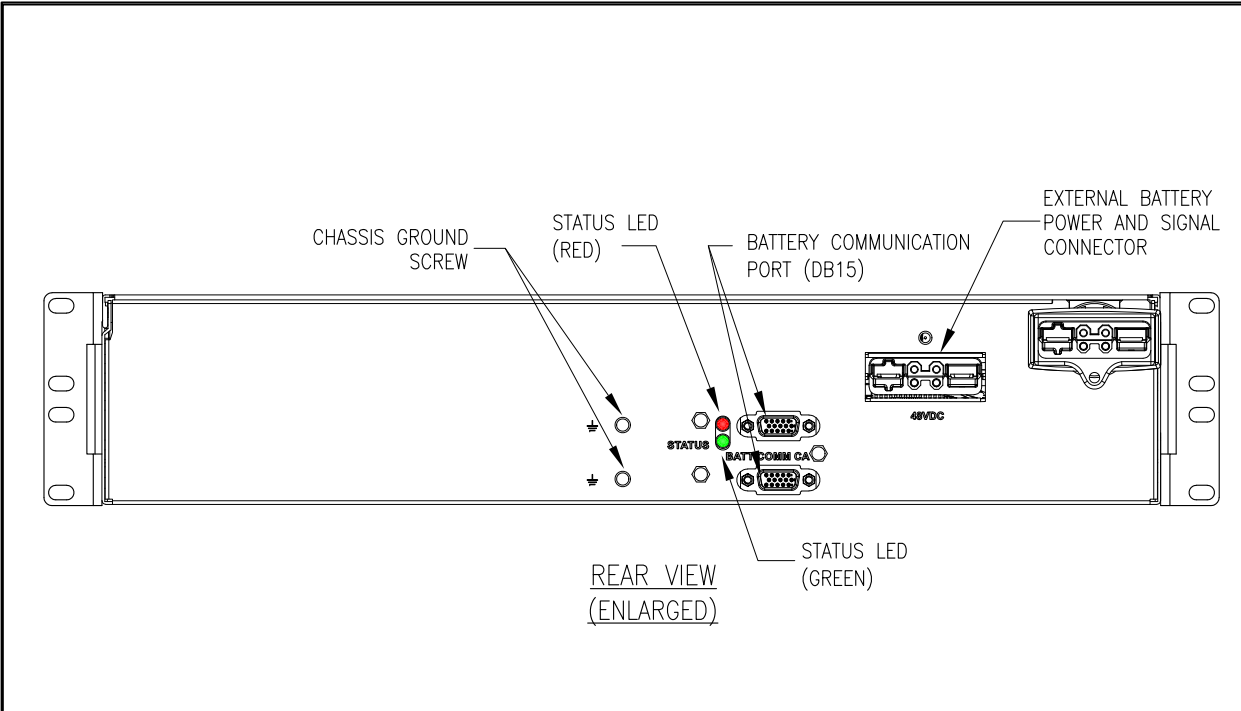
XBP STATUS LED



SIDE VIEW



TOP VIEW



- NOTES:
1. INSTALLATION SHALL COMPLY WITH ALL APPLICABLE NATIONAL AND LOCAL ELECTRICAL REGULATIONS.
 2. REFER TO PRODUCT MANUALS FOR ADDITIONAL DETAILS PRIOR TO INSTALLATION AND SITE PREPARATION WORK.
 3. ALL DIMENSIONS ARE IN MILLIMETERS [INCHES], UNLESS OTHERWISE SPECIFIED. DIMENSIONS EXCLUDE SCREWS AND PROTRUDING PARTS.
 4. CABLE ENTRY IS REAR SIDE OF UNIT.
 5. WEIGHT OF UNIT IS 27kg [59.52] lb.
 6. THE BATTERY PACK POWER CABLE LENGTH IS 600 mm [23.6 Inches] AND BATTERY COMMUNICATION CABLE LENGTH IS 300mm [11.8 Inches]

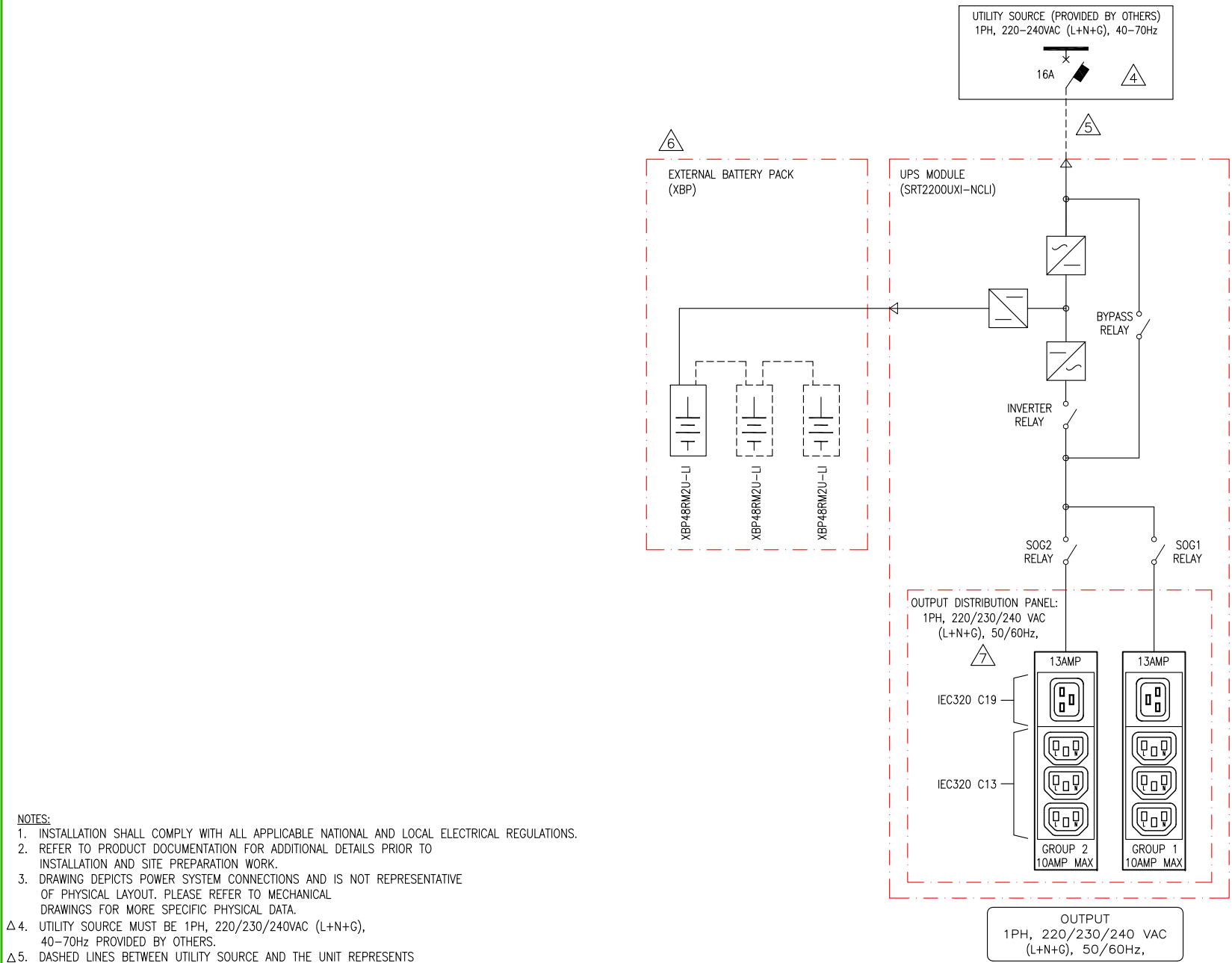
THIS DRAWING AND SPECIFICATIONS HEREIN ARE THE PROPERTY OF SCHNEIDER ELECTRIC AND SHALL NOT BE COPIED, REPRODUCED OR USED IN WHOLE OR IN PART, AS THE BASIS FOR THE MANUFACTURE OR SALE OF ITEMS WITHOUT WRITTEN PERMISSION FROM SCHNEIDER ELECTRIC. THIS DRAWING IS BASED UPON LATEST AVAILABLE INFORMATION AND IS SUBJECT TO CHANGE WITHOUT NOTICE.



TITLE: APC Smart-UPS On-Line With Network Card (SRT2200UXI-NCU+XBP48RM2U-LI), Li-Ion, 2200VA
INPUT: 1PH, 220-240VAC (L+N+G), 40-70Hz
OUTPUT: 1PH, 220/230/240VAC, (6)IEC320 C13, (2)IEC320 C19
BATTERY PACK GENERAL ARRANGEMENT

DWG NO: SRTL2200RM4UXLI-NC
DRAWN: DIBYARANJAN
ENGINEER: MOHAN
APPROVED: M LIPARE

REV. 0
17-JUN-22
23-JUN-22
23-JUN-22
FIRST ANGLE PROJECTION



- NOTES:
1. INSTALLATION SHALL COMPLY WITH ALL APPLICABLE NATIONAL AND LOCAL ELECTRICAL REGULATIONS.
 2. REFER TO PRODUCT DOCUMENTATION FOR ADDITIONAL DETAILS PRIOR TO INSTALLATION AND SITE PREPARATION WORK.
 3. DRAWING DEPICTS POWER SYSTEM CONNECTIONS AND IS NOT REPRESENTATIVE OF PHYSICAL LAYOUT. PLEASE REFER TO MECHANICAL DRAWINGS FOR MORE SPECIFIC PHYSICAL DATA.
 - Δ 4. UTILITY SOURCE MUST BE 1PH, 220/230/240VAC (L+N+G), 40-70Hz PROVIDED BY OTHERS.
 - Δ 5. DASHED LINES BETWEEN UTILITY SOURCE AND THE UNIT REPRESENTS THE IEC320 C13 INPUT POWER CORD AND NOT PROVIDED WITH THE UNIT.
 - Δ 6. A MAXIMUM OF 3 EXTERNAL BATTERY PACKS CAN BE CONNECTED WITH UPS TO GET EXTENDED RUN TIME.
 - Δ 7. OUTPUT DISTRIBUTION PANEL CONTAINS CONTROLLABLE OUTPUT GROUPS. REFER TO INSTALLATION MANUAL FOR DETAILED INSTRUCTIONS.
 8. INPUT I THD < 5% AT FULL LOAD.
 9. OUTPUT V THD < 2% LINEAR LOAD, <5% NON LINEAR LOAD.
 10. OUTPUT POWER-FACTOR IS 0.9 AT FULL LOAD.

THIS DRAWING AND SPECIFICATIONS HEREIN ARE THE PROPERTY OF SCHNEIDER ELECTRIC AND SHALL NOT BE COPIED, REPRODUCED OR USED IN WHOLE OR IN PART, AS THE BASIS FOR THE MANUFACTURE OR SALE OF ITEMS WITHOUT WRITTEN PERMISSION FROM SCHNEIDER ELECTRIC. THIS DRAWING IS BASED UPON LATEST AVAILABLE INFORMATION AND IS SUBJECT TO CHANGE WITHOUT NOTICE.



TITLE: APC Smart-UPS On-Line With Network Card
(SRT2200UXI-NCL1+XBP48RM2U-U), Li-Ion, 2200VA
INPUT: 1PH, 220-240VAC (L+N+G), 40-70Hz
OUTPUT: 1PH, 220/230/240VAC, (6)IEC320 C13, (2)IEC320 C19
SYSTEM ON-LINE DIAGRAM

PROJECT: SUBMITTAL DRAWING SHEET 6 OF 6

DWG NO: SRTL2200RM4UXLI-NC

DRAWN: DIBYARANJAN 17-JUN-22

ENGINEER: MOHAN 23-JUN-22

APPROVED: M LIPARE 23-JUN-22

REV. 0

ANGLE PROJECTION

NA